




Science

Plants

Parts of Plants



Aim

- I can identify and describe the parts of plants and trees.

Success Criteria

- I can label the parts of a plant.
- I can say the names of parts of trees.



Photos courtesy of Ruth and Dave, Ettore Balocchi, saaby, Bambo., flora cyclam, Dendroica cerulean, Darkroom Daze, Brenda Anderson, Howard Dickens, -adrienne-, free photos for you, rosipaw (@flickr.com) - granted under creative commons licence — attribution

Plants

We have learnt about wild plants.



Photos courtesy of dinesh_valke, Derek.P., Drriss & Marrionn, randihausken, color line, PMillera4, MSVG, blumenbiene (@flickr.com) - granted under creative commons licence – attribution

Plants


We have learnt about deciduous and evergreen trees.



Photos courtesy of flora.cyclam, Dendroica cerulean, Darkroom Daze, Brenda Anderson, Howard Dickens, -adrienne-, free photos for you, rosipaw (@flickr.com) - granted under creative commons licence - attribution


Plants

Today we are going to learn about different parts of plants.



Photos courtesy of Nomadic Lass, Christina Ann VanMeter, coofdy, Herr Olsen, Capt Kodak, f0t0moth, Sunny_mjx, LadyDragonflyCC - >>< (@flickr.com) - granted under creative commons licence – attribution

Parts of Plants



Look at this plant.

Do you know what any of the parts are called?

Parts of Plants



What are all the parts of a plant for?



leaves

Attracts
insects and
birds.




seed

Catches
sunlight to
make
energy.




stem

Takes in
water and
nutrients
from the
soil.



roots

Holds the
plant up.



flower

Grow into
new plants
when they
fall into the
soil.



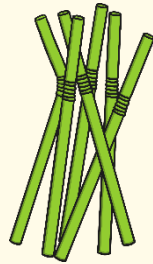
Making a Plant Picture



We are going to make plant pictures!


You will need:

- green straws
- sunflower seeds
- real leaves
- brown wool
- cup cake cases
- glue
- blue card
- brown card



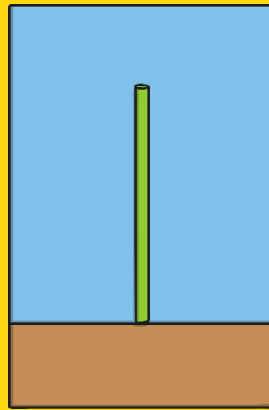
How could we make a plant picture out of these materials?

Plant Pictures




Attach the flap of brown card by sticking the small part of the flap to the back of the blue card at the bottom.

What do you think this will be?




Stick the green straw just above the brown flap.

What part of the plant is this?




Stick the leaves to the blue card at the sides of the green straw.


Plant Pictures



Stick the cupcake case at the top of the straw. If you like, you can cut into the cupcake case first to make petal shapes.



Stick some seeds in the middle of the cupcake case.



Stick some pieces of brown wool to the bottom of the straw. Spread them out under the flap.

Plant Pictures



Look at your
amazing plant
pictures!

Now we need to
label the parts of the
plant.

Where should these
labels go?

seed


leaf

stem

flower

roots

petal



Aim



- I can identify and describe the parts of plants and trees.

Success Criteria

- I can label the parts of a plant.
- I can say the names of parts of trees.

